



OCTOBER, 2022, VOL 6-10

NEXT MEETING NOVEMBER 10, 2022

WWW.VILLAGEVETTES.COM

Visit our website at [www.villagevettes.com](http://www.villagevettes.com) for changes and updates to the schedule

# VILLAGE VETTES CORVETTE CLUB 2022

## ***PRESIDENTS MESSAGE***

Thankfully, once again, The Villages has been spared the full force of a hurricane. The projected model of a Cat 1 going over the area was wrong and the storm moved to our east. This resulted in what appears to have been minimal damage. Perhaps we truly are in a bubble.

The Honor Flight which had been scheduled for Wednesday, September 28<sup>th</sup> was cancelled due to Hurricane Ian. It had been rescheduled for Wednesday, October 5<sup>th</sup>. Unfortunately, there were only eight of us in attendance. The Touch of Glass car club was also there with six cars and they only have 50 cars in the club.

After some negotiations by Don Chaney, the cost of our Christmas Dinner is being reduced from \$60 to **\$50 per person**. The club will subsidize the actual cost which is more than \$50 per person as well as pay for the entertainment. While this is still a buffet dinner, the menu is being enhanced with entrees that include cabernet beef tips, chicken caprese and cod piccata. All of this will be with linen table clothes, napkins and real plates and silverware. The dinner is being catered by FMK who owns The Chop House, Blue Fin, Harvest and several other restaurants. The nights entertainment is being provided by Steve Robinson, who has performed at other venues in The Villages. Registration will be opening in the very near future so make sure you include this event in your holiday plans.

On October 8<sup>th</sup> will have our annual *Toys for Tots* kickoff. Last year's campaign was phenomenal with over \$54,000 and 1,400 toys collected. We will be extremely hard pressed to come close to those figures this year unless the club really steps up their efforts. If every member of the club was able to get only \$100 in donations or toys from their neighbors, we would exceed that monetary amount. Getting donations is really quite easy. All you need to do is send out an email to the residents of your village and put a T4T box outside your front door. Last year I was able to collect 40 toys and \$3,100 by using this method.

Mark your calendar for the November 10<sup>th</sup> meeting as we have made arrangements for entertainment. That evening we will have a one-hour comedy/magic show by David Berardi. Bring a beverage to enjoy during audience participation.

Due to Hurricane Ian there is a great need to assist people in south Florida whose homes have been destroyed and lost all of their belongings. The Board of Directors has decided to make a \$1,000 donation to the Florida Disaster Fund, which is being championed by First Lady Casey DeSantis, to assist in this hour of need.

***Rich Rose - President***

Meet at Colony  
Recreation Center  
**10:15 PM (at Night)**  
Leave for Leesburg  
Walmart at 10:30 PM



## **2 MORE HONOR FLIGHTS**

### **POLICE, CORVETTES & NOMADS ESCORT PARADE**

**WEDNESDAY, OCTOBER 26, 2022 at 10:15 PM**  
**and A FLIGHTLESS ON SATURDAY OCTOBER 29, AT 1:00 PM**

COLONY RECREATION CENTER - 510 Colony Blvd,  
THE VILLAGES, FL 32162

(Departure Point) to Leesburg Walmart then to the  
Lady Lake AMERICAN LEGION

To pay tribute to the many Veterans in our community, the CORVETTE CLUB has been asked to join with the NOMADS MOTORCYCLE CLUB to act as escorts from the Walmart in Leesburg to the local Legion Post.

The contingent of buses, bikes, & Vettes will be headed by the  
LOCAL POLICE DEPARTMENT VEHICLES  
to allow us to proceed with a minimum of holdups.

Flightless  
Honor Flight  
Saturday  
October 29, 2022  
Meet at  
**Eisenhower Rec Center**  
**1:00 pm**





Save The Dates - The 11th Annual Village Vettes Toys-For-Tots Campaign Kick-Off event will occur on Saturday, October 8, 2022. (11:00 AM – 03:00 PM) Venue will be the Nahas Chevrolet dealership. There will be music, food, games, prizes, auction items, and a 50-50 raffle. Price of admission is a cash donation and/or unwrapped toy. Stay tuned to the Village Vettes web site, <https://villagevettes.clubexpress.com>, for further details.



The Village Vettes 11th Annual Toys-For-Tots Caravan will occur on Wednesday, 30 November '22 at George Nahas Chevrolet dealership (10:00 AM). The event will cap-off our 2022 campaign effort. Always a fun event, the membership will members are invited to tour the facility, observe the process for toy distribution, and meet the staff.



## Village Vettes Upcoming Events for Oct., Nov., Dec. and Upcoming Dates for 2023

### LAST MONTH'S EVENTS

Excellent turnout of over 40 Corvettes and about half that number of Nomads for the VVCC return to Grand Oaks Equestrian Center on 9/3 put together by Jim Logudice and Mike White. Thanks to all the volunteers who provided their services to direct traffic, park cars and transport attendees to the equestrian event. The venue is not only beautiful and close by but also lends itself very well to car cruise events and shows. We'll definitely be returning to Grand Oaks with a VVCC event.

On 9/7 George and Lois Borlase led a group of 10 Corvettes up to Ocala to experience a carnivore's delight at the Impanema Brazilian Steakhouse. The group was limited due to parking and restaurant restrictions but all who attended enjoyed themselves in this most unique dining experience and "meat-stravaganza".

Denny Carroll led a group of 10 cars out to Howey In the Hills for a day full of interesting tours and great food. The event began with a private tour of the Progressive Aero seaplane development and manufacturing facility on Little Lake Harris. If you've spent any time in the Tavares/Eustis area you'll already have seen their unusual product. This was followed by a tour of the William Howey Mansion in the little citrus town named in his honor. Following the Progressive Aero and Howey tours attendees got together to break bread and trade stories at JB Boondocks on Little Lake Harris. A full day indeed.

### UPCOMING EVENTS

#### 10/11(Tuesday)

**Due to Hurricane Ian we had to cancel and reschedule our planned trip to PF Chang's Restaurant/Trader Joe's Gainesville.**

As it turns out we had an opening available in the calendar and we're able to book the exact same trip on 10/11. If you were registered for the original date your reservation has been canceled and you will need to go back to the new listing and re-register. Registrations did not automatically carry over. Registration is now open

We'll plan to meet at Mulberry Rec Center at 11:00 for a fun drive off the beaten path.

**Stan Cohen (860)-830-6067** is Group Leader for a leisurely drive through the backcountry of Marion and Alachua Counties to dine at the ever popular PF Chang's. Not your everyday Chinese restaurant, PF Chang's offers a wide variety of Asian specialty appetizers and entrees presented in fantastic variations. Following lunch you'll be free to step next door to the always entertaining Trader Joe's. A grocery store unlike any other, Trader Joe's offers a wide variety of unique, hard to find food presentations. It's more of a treasure hunt than a grocery grab. Enjoy yourselves and try something new at both of our stops.

#### 10/18-20 (Monday-Wednesday)

**2022 VVCC Color Run Destination Unknown**

Gene McConksy/Roger Stokes/Don Chaney are Group Leaders for this ever popular fall cruise to witness the beautiful changing of the colors as we prepare for Fall. No, wait a minute, that's up North. Well anyway you're too late as the event filled up in the first 10 minutes that registration was available. Maybe next year, put it on your to do list.



# Village Vettes Upcoming Events for (CON'T) Oct., Nov., Dec. and Upcoming Dates for 2023

## 10/26 (Wednesday)

### National Parts Depot/Braised Onion Restaurant Ocala

Richard and Sue Edwards (484)-239-0291 are Group Leaders for this fantastic trip to one of the most impressive car collections you'll ever see and it's in an aftermarket classic car parts warehouse right off the interstate. Don't miss your chance to view these classics.

Date is firm with details to follow. Expect 9-9:30 departure from Mulberry with lunch at Braised Onion around 2:00.

## 10/29 (Saturday)

### Hometown Halloween in Brownwood

Denny Carrol is in pole position for this opportunity to dress up your car and yourself for a Spooky Halloween in Brownwood. Keep an eye on the calendar for specifics to follow shortly.

## 11/1/22 (Tuesday)

### Boathouse Restaurant Disney Springs

Registration will open in early October.

Bob and Helene Aisenstat (352)-575-2190 are Group Leaders for this first ever VVCC excursion to the Boathouse in Disney Springs with an award winning menu featuring an Oyster Bar, Fresh Seafood, Steaks, and Chops. Disney Springs offers a wide variety of shops and photo ops that will be all decked out for the Holiday Season.

## 11/8-12 (Tuesday to Saturday)

Tail of the Dragon Robbinsville, NC

Registration is currently open with only 5 spots remaining.

Bob Kerfin (847)-366-0181 and Rich Rose (908)-752-8788 are co-Group Leaders on this fabulous multi-day/multi-state trip to one of America's most infamous scenic drives with 318 curves in just 11 miles. No better way to experience ToD than in America's sports car in the fall. We have limited capacity for this trip so register now. Don't miss out on this opportunity to put your ride on one of America's iconic roads. Catch all the specifics on the website.

## 11/9/22 (Wednesday tentative )

### Chef's Table Winter Garden

Registration opens early October

Dylan and Erin Todd (703)-992-3904 are Group Leaders on this venture to one of the Orlando area's premier restaurants, The Chef's Table in Winter Garden.

## 11/12/22 (Saturday)

### Lakeridge Winery Tour and Music in the Vineyard

Registration opens in mid-October

Tony DiSalvo ((703)-220-3882 leads this group of fine wine connoisseurs down to Clermont for a couple of hours of tasting wine and listening to music in the oaks at Lakeridge. We'll be pairing this with early or late lunch at Rodelo's along the way

## 12/8/22 (Thursday)

### Holiday Party

Dress up in all your Holiday finery for the VVCC Holiday Party at Eisenhower Rec Center with a catered buffet put on by FMK Restaurant Group (as in Chop House, Bluefin and Harvest). You'll be entertained by Steve Robinson known as Jazzman Steve before, during and for your dancing delight after dinner. Mike White is heading up this annual event. Please watch for an email announcing that registration is open.

# Village Vettes Upcoming Events for (CON'T) Oct., Nov., Dec. and Upcoming Dates for 2023

Please remember, we need volunteers to be **Group Leaders** so we can add additional VVCC outings. Additionally, we are ready to release dates and events for the first quarter of 2023. See me now to volunteer as Group Leader and you can choose the event to lead. It's easy and we will walk you through the process.

## Upcoming Dates to Remember

12/7 (Wednesday date tentative)  
Mt Dora Holiday Light Up Night

12/8 (Thursday)  
VVCC Christmas Party

1/17/23 (Tuesday)  
Gaylord Palms Holiday Display/Dinner

1/26/23 (Thursday)  
Muscle Car Museum/Backwater Inn Melbourne

1/31/23 (Tuesday)  
Cooper's Hawk Winery Orlando

Thanks  
Please call with any questions  
Wayne Johnson  
Activities Director  
(586)-612-6991

Please call with any questions  
**Wayne JOHNSON - ACTIVITIES DIRECTOR**  
(586) 612-6991  
[wayneoc5@gmail.com](mailto:wayneoc5@gmail.com)

**For more information about our  
events go to [www.villagevettes.com](http://www.villagevettes.com)  
and click on the Calendar.**



## 11/8-12 (Tuesday to Saturday) Tail of the Dragon Robbinsville, NC

Registration is currently open please contact Bob Kerfin (847)-366-0181 and Rich Rose (908)-752-8788 are co-Group Leaders on this fabulous multi-day/multi-state trip to one of America's most infamous scenic drives with 318 curves in just 11 miles. No better way to experience ToD than in America's sports car in the fall. We have limited capacity for this trip so register now. Don't miss out on this opportunity to put your ride on one of America's iconic roads. Catch all the specifics on the website.



## Brazilian Steakhouse

On 9/7 George and Lois Borlase led a group of 10 Corvettes up to Ocala to experience a carnivore's delight at the Impanema Brazilian Steakhouse a unique dining experience and "meat-stravaganza".







## AMBASSADOR

Michael Grinder, VVCC Ambassador; Email: [socratesjac@aol.com](mailto:socratesjac@aol.com) ;  
Cell: (703) 282-3083



Ok, cooler weather is definitely here and I have the sweater on to prove it. Top down, jacket on, "Z" mode selected, let's roll. Between various home improvement projects, Brooke's trips north and my annual cold infection, have not done much this month so this will be one of the shorter updates. I'll talk about some of the additional benefits of Museum membership and news of the Z06 at the National Motorsports Track.



### Museum Membership Benefits

Previously, I talked about Museum membership discounts at the Corvette store and such. This month, I'm adding information on hotel and auto rental discounts. Here goes: your Corvette Museum membership gives you an up to 50% discount at chains like Hyatt, Hilton, Holiday Inn, Omni, Drury, and Westin. You also get up to 20% discount at the family of Choice Hotels. Other participating hotel chains include Intercontinental and Hotel INDIGO. Rental car discounts are offered to Museum members by Avis for up to 15%, Auto Europe for up to 25%, Alamo for up to 20%, National for up to 20% and Hertz for up to

15%. So, you can recoup your Museum membership fee using the discounts offered at the Corvette Store, Museum Admission, Hotel and auto rental chains. Worth the investment over and above just being a member of a great organization preserving the Corvette life style.

### Wanna Drive a Z06 on a Track?

The National Motorsports Park announced they have Z06 cars to use in two Z06 specific programs with dates available in November 2022. They proudly announced they received some of the first Z06s produced noting they are very close to the plant but had to go pick them up. The poor souls. You can purchase rides in the C8 Z06 Touring Laps or the Z06 Fast Pack. A Fast Pack event is being raffled off with the Raffle ending November 19<sup>th</sup>. Both events are lead/follow concept for about four laps of the 3.2 mile, 23 turn track.

That's it for me for this month. Going to take my stuffy head, watering eyes and sore throat and hover over a pot of hot water to let the steam do its magic.

Keep driving!!

**Interested in supporting the National Corvette Museum by joining or renewing your membership? The easiest way to accomplish that is to go to the Museum website at [CorvetteMuseum.org](http://CorvetteMuseum.org).**



---

## Corvette WEC Racing at Fuji

### Japan C8 debut not great

By Ron Cullum



The 6-hour Fuji racecourse was new to Tandy and Milner, as well as to the entire team. The 2.8 mile course is considered to be one of the most technical courses on the circuit.

Even before the race began, the entire Corvette team was concerned about the pace of the car. Try as they might they never totally came to grips (both literally and figuratively) with how the tires were working with the car. They all felt they had to really reach into their bag of tricks to pull off a second victory after their win at Monza.

But it didn't happen.

They started in fifth place and started out pushing the envelope to make up for what they saw as the deficits of their set up. A bit too hard as the Corvette had to pay two drive thru penalties for "exceeding track limits" – that simply means that that he went off the track on the inside in an attempt to pass another car. Not allowed. In another case they pushed their fuel too far and actually ran out of gas while coming into pit lane and the team had to push them to their pit. And, like they experienced in the trials, the car just didn't seem to have enough oomph to catch up. Combined with a caution free race with no time to catch up, they ended up in last place.

However, everyone felt they did learn a lot from the experience and are looking forward to the last race on Nov. 10-12 in Bahrain.

**WHY IS THERE A PORSCHE ARTICLE IN A CORVETTE NEWSLETTER?  
IF YOU HAVE EVER OWNED A VINTAGE CAR OF ANY MAKE YOU  
WILL ENJOY AND LAUGH OUT LOUD AT THIS STORY.**

## A few things to know before stealing my 914

Norman Garrett

31 March 2022



Dear Thief,

Welcome to my Porsche 914. I imagine that at this point (having found the door unlocked) your intention is to steal my car. Don't be encouraged by this; the tumblers sheared off in 1978. I would have locked it up if I could, so don't think you're too clever or that I'm too lazy. However, now that you're in the car, there are a few things you're going to need to know. First, the battery is disconnected, so slide-hammering my ignition switch is not your first step. I leave the battery disconnected, not to foil hoodlums such as yourself, but because there is a mysterious current drain from the 40-year-old German wiring harness that I can't locate and/or fix. So, connect the battery first. Good luck finding the engine cover release. Or the engine, for that matter.

Now, you can skip your slide hammer. The ignition switch's tumblers are so worn that any flat-bladed screwdriver or pair of scissors will do. Don't tell anyone.

Once you've figured that out and try to start the car, you'll run into some trouble. The car is most likely in reverse gear, given that the parking brake cable froze up sometime during the Carter administration. Since there is not a clutch safety switch on the starting circuit, make sure to press the clutch down before you try to crank the engine. (I don't want you running into my other car in the driveway.) This is doubly necessary because my starter is too weak to crank the clutch-transmission input shaft assembly with any success.

With the clutch pedal depressed, the engine should turn over fast enough to get things going. But first, you'll need to press the gas pedal to the floor exactly four times. Not three. Not five. Four. The dual Webers don't have chokes and you'll be squirting fuel down the barrels with the accelerator pumps for the necessary priming regime. If you don't do it right, the car won't start before the battery gives up the ghost. Consider yourself forewarned.

If you've followed along so far, the engine should fire right up. Don't be fooled—it will die in eight seconds when the priming fuel runs out. Repeat the gas pedal priming procedure, but only pump two times. Deviate from this routine at your own peril.

Now you have the engine running. Make sure the green oil light in the dash goes out. If it does not, you only have about 100 yards to drive before the engine locks up, so be attentive. If all goes well with the oil pressure, you may now attend to the gear shift lever. Some explanation follows.

This is a Porsche 914. It has a mid-engine layout. The transmission is in the far back of the car, and the shift linkage's main component is a football-field-long steel rod formed loosely in the shape of your lower intestine. Manipulating the gear shift lever will deliver vague suggestions to this rod, which, in turn, will tickle small parts

# A few things to know before stealing my 914 CON'T



deep within the dark bowels of the transaxle case. It is akin to hitting a bag of gears with a stick, hopefully finding one that works.

I'll make sure the drivetrain is in the car, by the way. If you are successful in finding first gear (there is a shift pattern printed on the knob; they say German engineers don't have a sense of humor), congratulations. You may launch the vehicle into motion.

Do not become emboldened by your progress, as you will quickly need to shift to another gear. Ouija boards are more communicative than the shift knob you will be trusting

to aid your efforts. Depress the clutch as you would in any car, and pull the knob from its secure location out of first gear. Now you will become adrift in the zone known to early Porsche owners as "Neverland" and your quest will be to find second gear. Prepare yourself for a ten-second-or-so adventure. Do not go straight forward with the shift knob, as you will only find Reverse waiting there to mock you with a shriek of high-speed gear teeth machining themselves into round cylinders. Should you hear this noise, retreat immediately to the only easy spot to find in this transmission: neutral. This is a safe place, no real damage can occur here, but alas, no forward motion will happen either. From this harbor of peace, you can re-attempt to find second, but you may just want to go for any "port in a storm", given that the traffic behind you is now cheering you on in your quest with vigorous horn-honks of support and encouragement. Most 914 owners at this point pull over to the side of the road and feign answering a cell phone call to a) avoid further humiliation; b) allow traffic to pass; and c) gather the courage for another first gear start. You may choose to do likewise.

If you press onward without taking a break, you may re-enter first. This is how the car mocks you for your lack of skill, but sometimes it is the only path forward. Once you are ready to again try for second, I can offer some advice. One trick that works is to declutch the transmission, pull the lever from the first-gear position, enter into the aforementioned neutral zone, and then rapidly wig-wag the shift knob side-to-side along a lateral axis. If you move the knob quickly enough, the transmission will be out-smarted and cannot anticipate your next move. It is at this time that you should re-attempt to enter second, and most likely you will do so. Surprise is your best weapon against this transmission.

The move to third should be straightforward, as it's the only easily-accessible gear in the set. You should now be out of my neighborhood and on the main four-lane road. Third gear will be good for 45 mph, so I would advise you just staying there. Trying to get to fourth gear will only frustrate you and your nearby drivers (see: first-to-second shift).

You don't need to check for gasoline in the car. It will be full, even though the fuel gauge reads zero. The odometer reads "0", not because it was reset when I filled the tank, but because it is just broken. Ignore it. If it is night, and it most likely will be, you will need to turn on the lights. I'll leave it to you to find the switch since I've helped a lot so far. Suffice to say that once you get them active, you will find that the seven inch sealed beams from 1971 will only illuminate sufficient roadway for travel below 45 mph. Since you are still in third, this shouldn't be a problem. Oh, and the lights only work on high beam, so ignore the flashing lights and vulgar gestures from opposing traffic



---


## A few things to know before stealing my 914<sup>CON'T</sup>

By now you've certainly noticed the smell. That is the aroma of Mobil 1 oil being boiled off of long sections of horizontal exhaust pipes, which were cleverly encased by the factory with a second shroud of oil-holding chambers. They filled with oil during my last drive and you are now operating a small thermal refinery that is making light short-chained vaporous hydrocarbons from what was once \$8-a-quart oil. They are being conveniently routed to the cabin through carefully formed channels in the heating system, plus the rust holes in the floor provided by Mother Nature herself over the past few decades.

You'll feel less dizzy if you open a window. But mind that driver's window does not work, so you'll have to lean over and roll down the passenger window half-way. I say half-way in a manner that will become apparent once you try to get the window to go *all* the way down, which it will refuse to do. Instead, simply open the driver's door slightly and drive along, as I do. Once the oil vapors are exhumed from the cabin, you should start to feel a little better. There is a rag behind the driver's seat that you can use to wipe the oil film off of the inside of the windshield.

Knowing which road you're probably on by now, you will be hitting stop lights. Try as hard as you can to not bring the 914 to a stop. The brake system is ideal for this situation, being known more as "scrubbers" than "brakes". Since you can't effectively stop the car, use this to your advantage and don't try. Remember: You certainly don't want to have to go back into first.

If you have made it within sight of to the highway entrance, don't get any ideas. The front right wheel is severely bent and the vibration at velocities above 50 mph will crack the windshield and cause the doors to open by themselves. So stay on the surface streets, stoplights notwithstanding. It may be at this point that you consider abandoning the car to avoid further calamity. There is an Exxon station right before the freeway entrance. The last guy who stole my 914 used this very spot and it was rather convenient for all concerned parties. I suggest you ditch the car there and scope out a nice, reliable Camry to heist.



Norman Garrett

## Village Vettes Members:

Following is a list of Corvette Car Shows for the balance of 2022 that are now included in the Calendar on the club's website:

### **October 14, 15 and 16 -- 19th Annual "Vettes on the Avenue"**

This all-Corvette car show is sponsored by Space Coast Vettes and is held on beautiful New Haven Avenue, the tree-lined street of Historic Downtown Melbourne Florida. Last year's show attracted approximately 325 Corvettes and is a show attended by many Village Vettes members. We will depart from Eisenhower Recreation Center Friday afternoon, enjoy a superb dinner Friday evening at The Dove III Italian Restaurant, attend the car show Saturday, have dinner at Ocean 302 Bar & Grill Saturday evening and return home Sunday. Sign up by clicking on the following link that takes you directly to the web page for this event.

[https://villagevettes.clubexpress.com/content.aspx?page\\_id=4002&club\\_id=214221&item\\_id=1753847&event\\_date\\_id=255](https://villagevettes.clubexpress.com/content.aspx?page_id=4002&club_id=214221&item_id=1753847&event_date_id=255)

### **October 22-- The Ultimate Corvette & Chevy Show**

This all-Corvette car show is sponsored by Tampa Bay Vettes and is held at Stingray Chevrolet in Plant City Florida. This show attracts a large number of Corvettes from Central Florida. It is a "one day event" where we drive to the show early Saturday morning, enjoy the show (and hopefully secure several awards for our cars), and return home late afternoon. Sign up by clicking on the following link that takes you directly to the web page for this event.

[https://villagevettes.clubexpress.com/content.aspx?page\\_id=4002&club\\_id=214221&item\\_id=1753877&event\\_date\\_id=255](https://villagevettes.clubexpress.com/content.aspx?page_id=4002&club_id=214221&item_id=1753877&event_date_id=255)

### **November 12 -- 24th Annual Fall All Corvette Show**

This all-Corvette car show is sponsored by Marion County Corvette Club and is held at The Heathbrook Shopping Center on SR 200 in Ocala Florida. Plenty of stores, shops and restaurants!! Last year's show was attended by close to 40 Village Vettes members and their cars, including 21 C-8's all parked in a row! The goal for this year's show is a minimum of 50 cars from Village Vettes.

It is a "one day event" where we meet at Mulberry Recreation Center for a drive to the show at 7:30AM Saturday morning, enjoy the show (and hopefully secure several awards for our cars), and return home late afternoon. Sign up by clicking on the following link that takes you directly to the web page for this event.

[https://villagevettes.clubexpress.com/content.aspx?page\\_id=4002&club\\_id=214221&item\\_id=1733100&event\\_date\\_id=255](https://villagevettes.clubexpress.com/content.aspx?page_id=4002&club_id=214221&item_id=1733100&event_date_id=255)

*Just a reminder. In addition to signing up for car show events on the club's website, it is also necessary to complete a Car Show Registration Form (each event has its own form) and to mail it to the host club together with the required registration fee. You can secure the required registration form for each car show event at the web page in the club's calendar.*

**Thomas L SWIERS**([tom@swiers.com](mailto:tom@swiers.com))

## Where is my C8 Z06?

By Don Chaney

Just to bring you up to date, Chevrolet has suspended Z06 ordering through December 2022. All I know is there are supply chain issues unique to the Z06 model. On another note, there has been rumors that Chevrolet was making changes to their Z06 Retention Policy. One such rumor was to the Retention Policy announced by GM stating that a Z06 customer must keep their Z06 for 12 months before selling it or the factory warranty would be voided for all future owners. In addition, the original owner would be disqualified from ordering a new GM vehicle in the future. GM finally announced around the last week of August that the Retention Policy will be reduced from 12 months to 6 with no exceptions.

In August, *GM Authority* reported the 2023 Corvette Z06 would be restricted to 10 percent of the accepted orders due to a supplier constraint. However, these supplier setbacks have deteriorated even further, with GM no longer taking new sold orders for the mid-engine supercar. With this change, customers will not be able to place an order for a 2023 Corvette Z06 Coupe or Convertible. It's currently unclear if it will once again start taking new sold orders for the 2023 model year Corvette Z06 in the future, or if it will wait for the 2024 model year to open up the order books again. It's also likely that many registered 2023 model year orders will be pushed to the 2024 model year due to these setbacks.

Production of the 2023 Corvette Z06 is set to begin this month at the [GM Bowling Green plant](#) in Kentucky. It's unknown at this time how many orders GM is accepting for the 2023 model year, nor is it known how many units the automaker will end up building. It's safe to assume a very small number of 2023 model year Corvette Z06 units will roll off the production line in Kentucky, however.

GM has decided to [allocate](#) new units of the 2023 [Chevy](#) Corvette Z06 to dealers using a Historic Sales Volume model based on 2020, 2021, and [2022 Corvette C8 Stingray 3LT](#) sales volume, as we reported previously. This means dealers that sold a large number of Corvette Stingray models in the range-topping 3LT trim level received priority on Z06 order allocation. In addition to production being heavily constrained, certain options and features are also hard to come by for the 2023 Corvette Z06 at the moment. There is currently order constraints [on the Z07 Carbon Fiber Aero Package](#), as well as [the limited-run 70th Anniversary Edition package](#). [Subscribe](#) to *GM Authority* for more [mid-engine Corvette news](#), [Corvette C8 news](#), [Corvette news](#), [Chevrolet news](#), and 24/7 [GM news](#) coverage.

GM announced that beginning September 1<sup>st</sup>, all orders placed will come standard with 3 years of Remote Access Plan (RAP) included. This reflects in a \$300 increase in the base MSRP



---

## Where is my C8 Z06? con't

pf all Stingrays and Z06s. The RAP gives you simplified remote control of your properly equipped vehicle and unlocks variety of great features in your myChevrolet mobile app. More information about this program can be found at: <https://www.chevrolet.com/connectivity-andtechnology/my-chevrolet-app>.

On another note, back in July, there was a report of a fire and explosion at the factory that produces the paint for the Edge Red painted brake calipers. This has caused a supply shortage for the Corvette, and it has just been announced that the Edge Red brake calipers are NO LONGER AVAILABLE to order for the Stingray or the Z06. The order forms on this site have been updated accordingly. **If you had Edge Red brake calipers selected on your build, I strongly encourage you to resubmit a new order form.** Edge Red was the standard caliper color on the 70th anniversary edition, so an adjustment has been made in the GM order guide to make BRIGHT RED painted brake calipers the included option for that package. Hopefully, the constraint will be lifted on the anniversary edition as a result.

Believe it or not, there is some good news too! The Corvette Plant in Bowling Green has announced that they will reopen the factory for plant tours starting this winter! The factory had been closed to the public for the last few years due in large to the amount of confidential development that had been in progress. Other factors, such as the pandemic, also played a role. This is exciting news and will hopefully pave the way for the Engine Build experience for the Z06 in the future. This is where you can see your engine get built and even participate in its assembly! Honestly, I do not know if Chevy is planning to make that program available for the Z06 or not, but it would certainly be an awesome experience!

# CAR DRIVER®

## Tested: Best Car Scratch Removers

Picked up a dreaded scratch down the side of your ride? If it's not too deep, these scratch removers might be worth a try.



TESTED BY COLLIN MORGAN AND JON LANGSTON SEP 16, 2022

Uh-oh. If you're here, you've probably discovered an irritating scratch on your vehicle. Perhaps it came from a rebellious shopping cart, a bike in the garage, or a tree branch that reached out just a bit too far. Have no fear! This doesn't necessarily mean an expensive trip to the body shop—there are over-the-counter scratch removers you can buy for cheap.

One day *Car and Driver's* **2022 Ram 1500 TRX** long-term test vehicle returned from an off-road escapade with a (thankfully) light scratch that stretched along the entire passenger's side, all due to a pesky bit of foliage. The Gear Team was summoned, and we decided to perform a side-by-side comparison test of some popular car scratch removers. Here's how they fared.

### Will these products take out all scratches?

**No. These scratch-remover products are designed to mend light, minor scratches. These typically occur when the clear coat is damaged, leaving a faint scratch.** If a scratch is too deep, particularly down to the bare metal, it'll likely require a professional fix. One easy way to determine this is to run your fingernail across the scratch—if your nail gets hung up in the valley of the scratch, these products likely won't take care of the problem.

A scratch remover uses extremely fine abrasives to smooth the jagged edges of a scratch, then blends the clear coat together to fill the valley until the scratch is no longer visible. Some heavier-duty scratch removers will actually get down into the primer coat and meld the paint back together. For our test, we avoided scratch removers that come with paint correction for two reasons: The Ram TRX is a loaner vehicle, and we wanted to keep the test as simple as possible.

To determine which car scratch remover was the best, we taped off seven even sections of the scratch on the TRX. We then rubbed in the various compounds, with even pressure, for 30 seconds each. Most of the removers just required rubbing in the compound with a microfiber cloth, while others featured a few extra steps. After testing, we present the best car scratch removers for your vehicle.



## BEST OVERALL

## Meguiar's Scratch Eraser Kit

**Pros**

- ✓ The fastest and easiest way to eliminate light scratches
- ✓ Saves tons of time


**Cons**

- ✗ Requires drill

The Meguiar's Scratch Eraser Kit is our choice for the best overall, thanks to its effectiveness, ease of use, and speed. The downside? You need a drill for the scratch eraser pad. But if you have a drill in your toolbox, this is the kit to get.

The process is straightforward: Simply apply some of the scratch remover on the pad in an X shape, use your drill to run the pad back and forth along the scratch, and wipe away the excess with a clean microfiber cloth.

The pad was faster and easier to use—and worked far better—than conventional rub-on scratch removers. If you have a good drill, this is the best kit to get for light scratches on your vehicle.



MICHAEL SIMARI | CAR AND DRIVER

*This kit worked so effectively that we decided to use it to remove the sections that didn't turn out so well after our testing.*





## BEST RESULTS

# Turtle Wax Premium Scratch Repair Kit

### Pros

- ✓ Best results out of all products tested
- ✓ Comes with Scratch Repair Pen for deeper scratches

### Cons


- ✗ Handful of steps to follow
- ✗ Always be careful with sandpaper on paint

For folks looking for the best results, regardless of the amount of time and effort required, this kit from Turtle Wax is our pick. The Turtle Wax kit produced the best outcome, albeit after a handful of steps that other scratch removers don't require.

In the spirit of keeping the test as uniform as possible, we omitted one step in this kit: We didn't use the Scratch Repair Pen because our scratch wasn't deep enough. However, having that extra product at your disposal is definitely a perk.

Application is simply a wet-sanding process, wherein you use sandpaper of various grits and spray lubricant to smooth out the clear coat. Then you apply the paint clarifying compound with a

## Before/During/After



MICHAEL SIMARI | CAR AND DRIVER

*There were some audible wows from our testing team after the third pass with this kit.*



## BEST ONE-STEP PRODUCT

## Formula 1 Scratch Out

### Pros

- ✓ Budget-friendly
- ✓ Best results after three passes compared with the rest of the one-step scratch removers

### Cons

- ✗ Unpleasant smell

We all like things that are less complicated, and it doesn't get much more simple than the Formula 1 Scratch Out. We tried a few one-step scratch removers, and this one worked best.

All you need is the remover and a clean microfiber cloth. Squeeze out a dollop of the product and rub it over the scratch in a circular motion with moderate pressure. We did this in three 30-second increments, and improvement was noticeable even after one pass. After three, the results were better than what we saw from the other one-step contenders.

This scratch remover has an unpleasant chemical smell, but the results are worth it. Like with the rest of the one-step removers, the more passes you complete, the better the scratch will look—though matching the results of the more complex scratch-remover kits would take some time.

### Before/During/After



MICHAEL SIMARI | CAR AND DRIVER

*Despite the unpleasant smell, this stuff works well as a one-step scratch remover.*

## Welcome New Members

List of New Members as of September 2022

### **Sandra S. Christian**

She lives in the Village of Chatham. She is from Michigan and she has a 2014 C7, Lime Rock Green, Vert

### **Bernard and Janette Coluccio Jr.**

They live in the Village of Fenney. They are from Albany and they have a 2023 C8, Pearl White, HTC

### **Don Girard**

He lives in the Village of Monarch Grove. He is from Los Angeles and he has a 2016 C7, Long Beach Red, Vert

### **Roseann Lucania**

She lives in the Village of St Charles. She is from New York and she has a 2020 C8, Sebring Orange, Targa

### **Jerry and Carol Siciliano**

They live in the Village of Gilchrist. They are from Virginia and they have a 2014 C7, White, Targa

### **Gerry and Kitty Whitehouse**

They live in the Village of Hillborough. They are from Montana and they have a 2023 C8, Gray, Targa

***Let's give a warm welcome  
to our newest members!***

## CALLING ALL VETERANS

If you served in 1975 or earlier and are interested in participating in an Honor Flight trip to Washington D.C. please contact our President, Rich Rose at [ra\\_rose@hotmail.com](mailto:ra_rose@hotmail.com)

## CLUB HISTORY

We are hoping to archive important information about our clubs beginning and growth over the years. If you possess any information or material that you believe belongs in a club archive please contact Paul Bova at [bovapaul@gmail.com](mailto:bovapaul@gmail.com) or call 352-205-2242.



<b>TOTAL MEMBERS 571</b>		
<b>FAMILIES</b>	<b>245</b>	
<b>SINGLES</b>	<b>81</b>	
<b>GEN</b>	<b>Qty</b>	<b>% Tot</b>
<b>C8</b>	<b>78</b>	<b>21%</b>
<b>C7</b>	<b>117</b>	<b>32%</b>
<b>C6</b>	<b>59</b>	<b>16%</b>
<b>C5</b>	<b>50</b>	<b>14%</b>
<b>C4</b>	<b>20</b>	<b>6%</b>
<b>C3</b>	<b>24</b>	<b>6%</b>
<b>C2</b>	<b>11</b>	<b>3%</b>
<b>C1</b>	<b>11</b>	<b>3%</b>
<b>Tot.Vettes=</b>	<b>370</b>	

		<b>Body</b>	<b>Qty</b>	<b>% Tot</b>
		<b>RagTop</b>	<b>148</b>	<b>40%</b>
		<b>Targa</b>	<b>142</b>	<b>38%</b>
<b>NCM MEMBERSHIP</b>		<b>T-Top</b>	<b>19</b>	<b>5%</b>
<b>NCM FAMILIES</b>	<b>73</b>	<b>Coupe</b>	<b>7</b>	<b>2%</b>
<b>INDIVIDUAL</b>	<b>26</b>	<b>HTC</b>	<b>35</b>	<b>9%</b>
<b>LIFETIME</b>	<b>10</b>	<b>FRC</b>	<b>5</b>	<b>1%</b>
<b>SENIOR INDIV</b>	<b>1</b>	<b>DON'T KNOW</b>	<b>14</b>	<b>4%</b>
<b>TOTAL =</b>	<b>110</b>	<b>TOTAL</b>	<b>370</b>	
		<b>WHEN ARE WE HERE?</b>		
		<b>FULL-TIME</b>	<b>218</b>	
		<b>PART TIME</b>	<b>64</b>	

09/14/22

<b>TOP 10 VILLAGES</b>	
<b>VILLAGE</b>	<b>#</b>
<b>PINE HILLS</b>	<b>15</b>
<b>COLLIER</b>	<b>14</b>
<b>GILCHRIST</b>	<b>13</b>
<b>PENNECAMP</b>	<b>12</b>
<b>LABELLE</b>	<b>10</b>
<b>MCCLURE</b>	<b>9</b>
<b>PINE RIDGE</b>	<b>9</b>
<b>CHARLOTTE</b>	<b>8</b>
<b>FEENEY</b>	<b>8</b>
<b>FERNANDINA</b>	<b>8</b>
<b>TOP 10 =</b>	<b>106</b>
<b>ALL OTHERS</b>	<b>217</b>



## VVCC BOARD MEMBERS

### Rich ROSE - PRESIDENT

(908) 752-8788

[ra\\_rose@hotmail.com](mailto:ra_rose@hotmail.com)

### Art DONNELLY - VICE PRESIDENT

(631) 792-2203

[apd.vette@gmail.com](mailto:apd.vette@gmail.com)

### Stan COHEN - SECRETARY

(860) 830-6067

[marshstan@sbcglobal.net](mailto:marshstan@sbcglobal.net)

### Alan LUTHI - TREASURER

(651) 253-3182

[arluthi@sbcglobal.net](mailto:arluthi@sbcglobal.net)

### Wayne JOHNSON - ACTIVITIES DIRECTOR

(586) 612-6991

[wayneoc5@gmail.com](mailto:wayneoc5@gmail.com)

### Mike GRINDER - NCM AMBASSADOR

(703) 282-3083

[socratesjac@aol.com](mailto:socratesjac@aol.com)

### George BORKE - WEBMASTER

(407) 758-5298

(352) 205-7167

[borkg2006@gmail.com](mailto:borkg2006@gmail.com)